

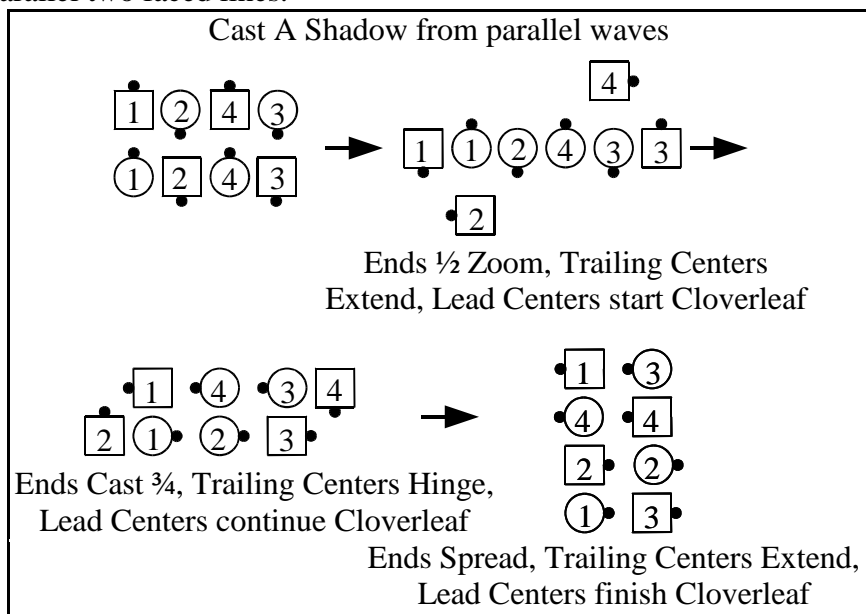
# Keith's Class

by Keith Rubow

Welcome to Keith's Class. This month we will look at Cast A Shadow. Breathing is very important for the ends, and there can be a few surprises for the centers as well.

DEFINITION: The Ends  $\frac{1}{2}$  Zoom, Cast Off  $\frac{3}{4}$ , and Spread to become ends of lines. The Centers have the Leads Cloverleaf as the Trailers Extend, Arm Turn  $\frac{1}{4}$ , and Extend.

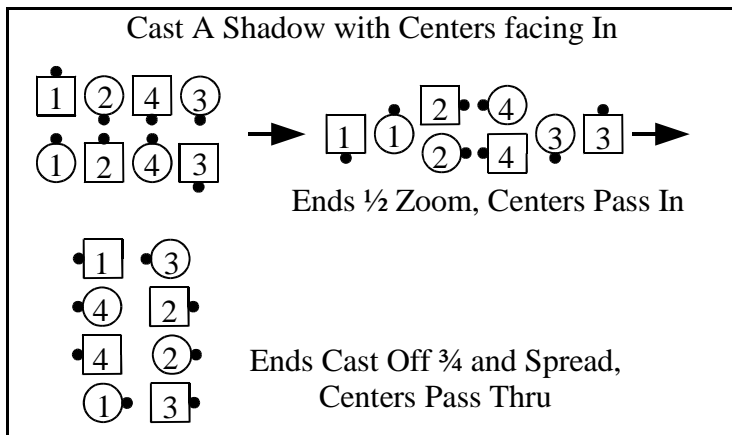
Cast A Shadow is most commonly called from parallel waves or parallel two faced lines.



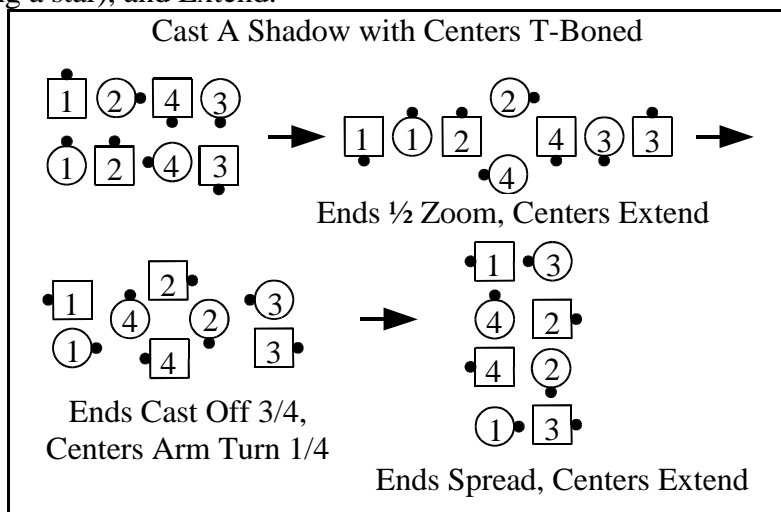
Note that the lead centers loop around the ends as they Cloverleaf. Also note that they end back on the same spot where they started, but facing a different wall.

Cast A Shadow can be called with all the Centers facing in as couples. In this case they can't really Extend, Arm Turn  $\frac{1}{4}$ , and Extend because

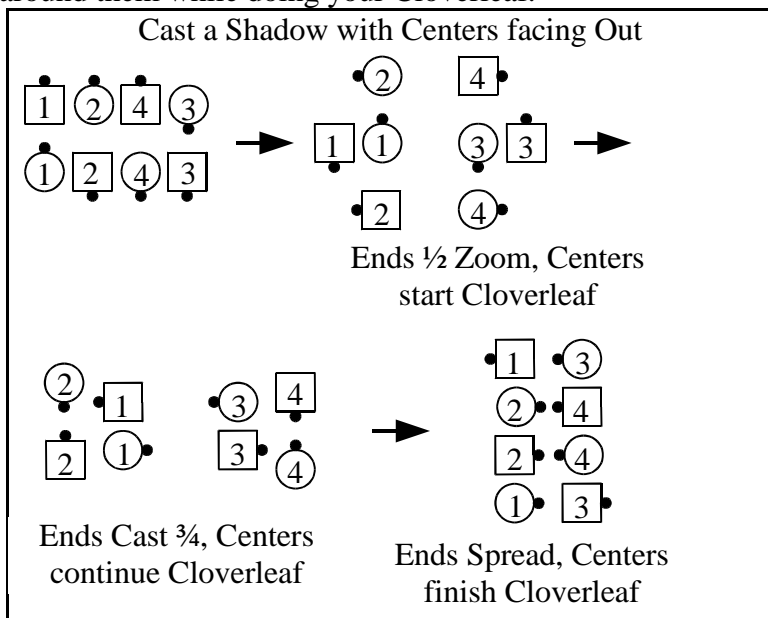
some of them are working right handed, and some are working left handed. So the centers Pass In and Pass Thru. This may seem a little odd, but it is as close as we can get to having everyone do their part of Extend, Arm Turn  $\frac{1}{4}$ , and Extend without dancers running into each other.



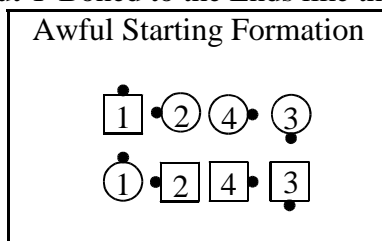
Note that the Centers Pass In and Pass Thru traffic pattern is only used if the centers are facing in as couples. They could be facing in in a T-boned formation, in which case they really can all Extend, Arm Turn  $\frac{1}{4}$  (using a star), and Extend.



It is also possible to have all the Centers facing out, in which case they all Cloverleaf, looping around the Ends if possible. Here is important to realize that the Centers that Cloverleaf come back to the same spot where they started, but facing a different wall. It is equivalent to doing a  $\frac{3}{4}$  out, which is OK to do if the Ends are in your way and you can't loop around them while doing your Cloverleaf.



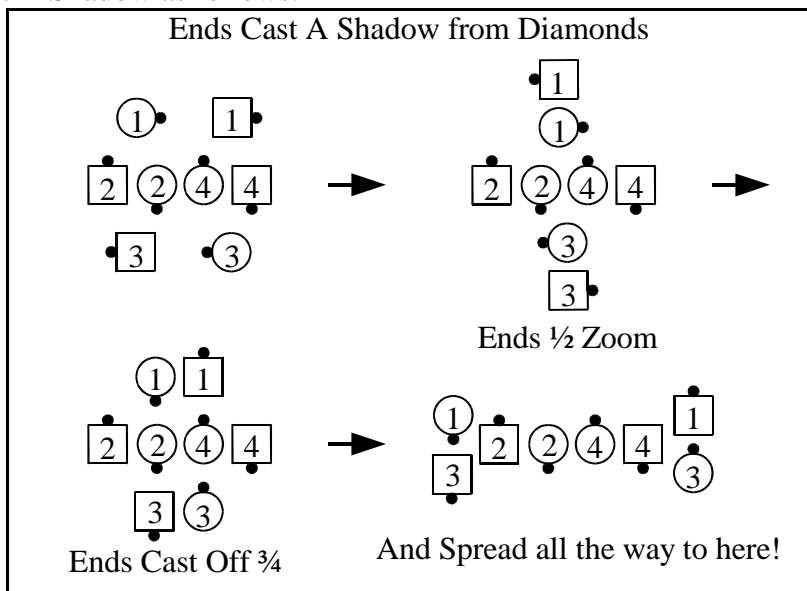
Note how all the Centers looped around all the Ends as the Centers did their cloverleaf. Now imagine what would happen if the Centers had started facing out, but T-Boned to the Ends like this:



There is no way for the Centers to loop around the ends. The Ends are just in the way. If this ever gets called the Centers can just do a very tight Cloverleaf action, essentially just doing a  $\frac{3}{4}$  out in place. After

all, they already know they will be ending on the same spot where they started.

The most common mistake made in Cast A Shadow is the Ends not adjusting properly to become ends of lines after they Cast Off  $\frac{3}{4}$ . This is not so much a problem when the call is done from normal starting and ending formations. But the Ends can be told to do their part of Cast A Shadow from formations where a really big adjustment is required. For example, from diamonds the Ends can do their part of Cast A Shadow as follows:



Remember these points when doing Cast A Shadow. 1) The Ends must spread and adjust to become ends of lines after casting off  $\frac{3}{4}$ , no matter how big an adjustment may be necessary. 2) The Lead Centers should Cloverleaf by looping around the Ends if possible, but if they can't, just do a  $\frac{3}{4}$  out. 3) If all the Centers are facing in as a couple, just Pass In and Pass Thru. And the easiest way to Cast A Shadow is to go outside on a sunny day!