

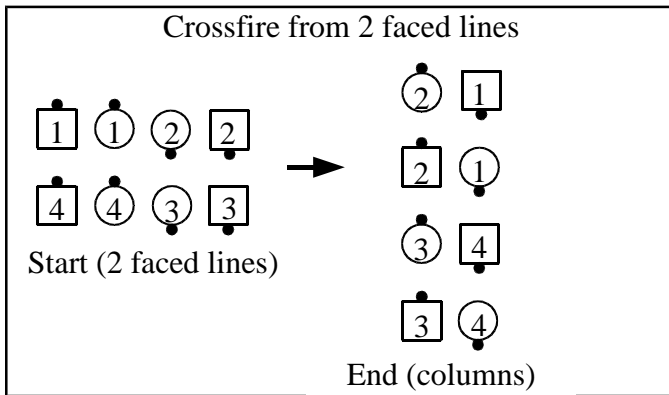
# Keith's Class

by Keith Rubow

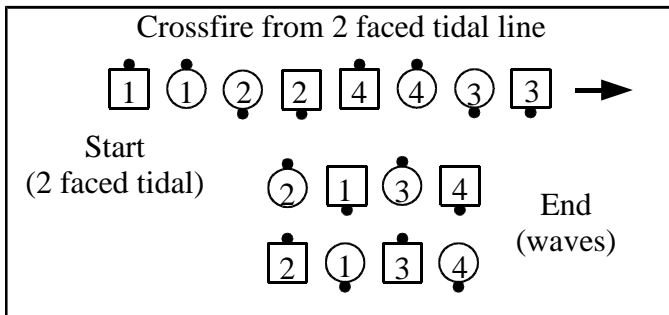
This month we will look at **Crossfire**. This call can be done from many different starting formation. Sometimes there can be controversy about the ending formation. Adding Roll can also be a little tricky.

Definition: Centers Trade and Step Ahead as Ends Cross Fold.

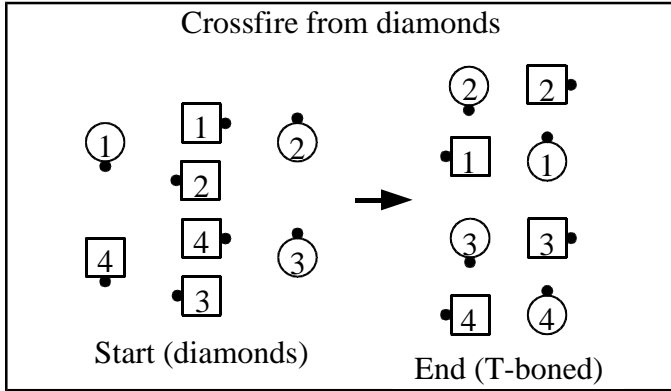
Crossfire can be done from many different starting formations. It is most commonly called from 2 faced lines.



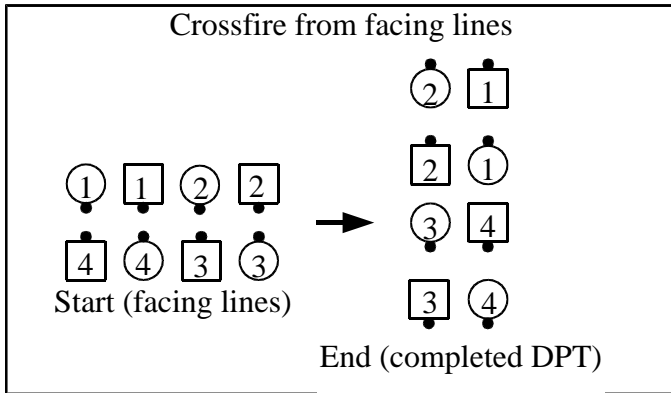
It is really the same thing if we start in a 2 faced tidal line, since the Crossfire is done in each line of four.



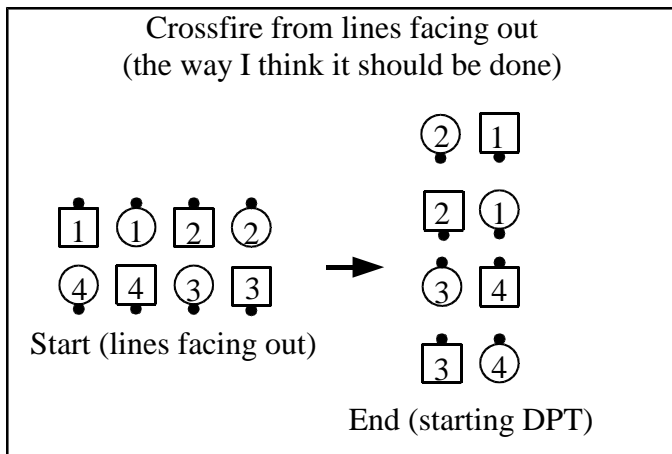
Crossfire is also frequently called from facing diamonds. In this case the ending formation will be T-boned.



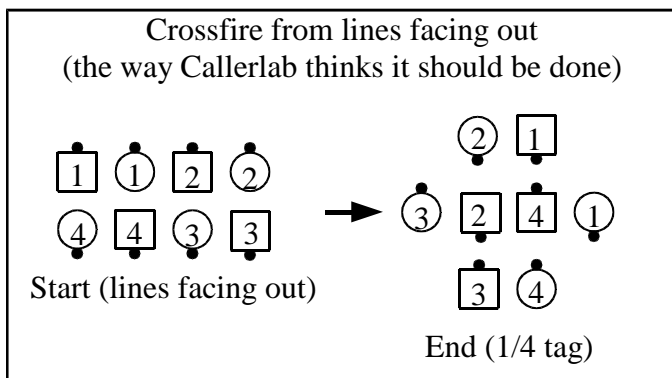
Crossfire is also very commonly called from facing lines (or one faced tidal lines).



So far all the cases I have covered are very simple. There is one case where the ending formation is controversial. That is the case of Crossfire from lines facing out. According to the definition I gave, it should work like this.



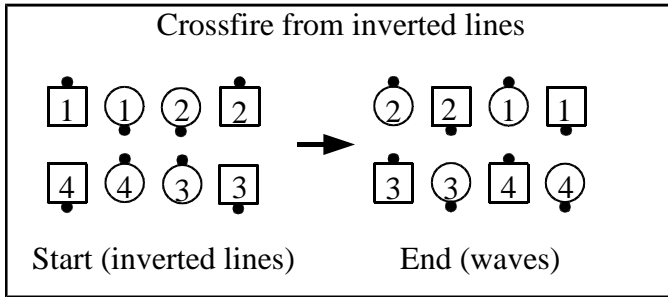
However, Callerlab thinks that after the centers Trade and Step Ahead, if they are facing another dancer they should take right hands and end in a wave with that dancer. Therefore, Callerlab says that Crossfire from lines facing out should be done like this.



The problem is that some callers follow the Callerlab rule and expect a 1/4 tag ending formation, while other callers expect a starting double pass thru ending formation. So what is a dancer to do? The best advice I can give is to be ready to adjust as needed for the next call. Step to the wave if necessary for the next call. Adjust to facing couples in the center if necessary for the next call. If you are lucky the caller will call

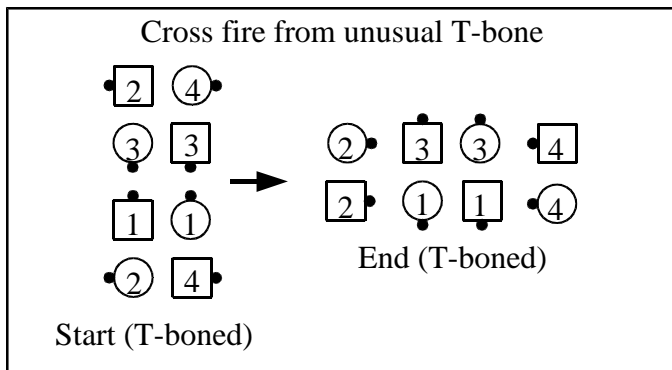
something where it doesn't matter if you have stepped to a wave or not (such as centers swing thru, or double pass thru).

Now that the common cases have been covered, let's look at Crossfire from some more unusual starting formations. Crossfire can be called from inverted lines.



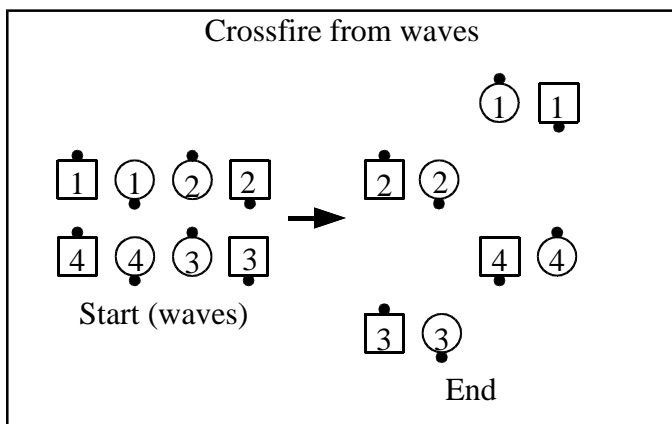
In the case of inverted lines, when the centers step ahead after trading, they are really ending on the same spots as the ends who did the cross fold. Dancers who end on the same spot have to “share” that spot by stepping to a right hand mini wave. Also, normal square breathing rules apply. Even though both the ends (who did a cross fold) and the centers (who stepped ahead after trading) have moved out away from the center of the set, the resulting waves breath back together so there is no space between the two waves.

Now let's look at a very unusual starting formation, a T-bones 2x4 formation.



Note that in this unusual T-boned starting formation the Crossfire is not done in two separate groups of four. However, everyone is still doing their part according to the definition.

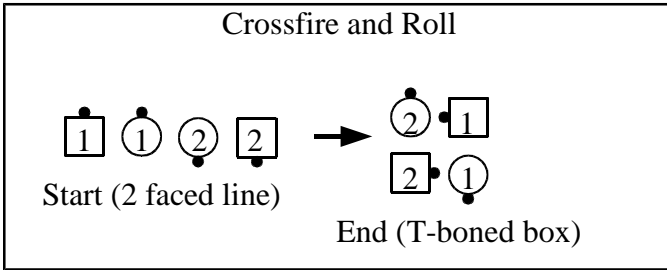
My last example is Crossfire from Waves. This is a very unusual case that you will never actually see, but it illustrates another case where ends and centers come to the same spot and have to take right hands.



So why does a Crossfire from inverted lines end in nice parallel waves, while a Crossfire from waves ends in this crazy formation? The answer is simple. In the inverted line case both centers step in the same direction after they trade. They end nicely lined up with each other,

and everything breathes back together into a nice 2x4 formation. But when starting in waves the centers step in opposite directions and do NOT end up next to each other. Breathing can't make them come back together. But don't worry about this case. You will never see it.

The last think I want to talk about is Crossfire and Roll. Only the ends can roll. The centers do a step ahead, so they have no turning motion at the end of the call.



Crossfire is pretty easy, but try to figure out what the caller wants if you do it from lines facing out. Be careful about who can roll, and you shouldn't have any trouble.