

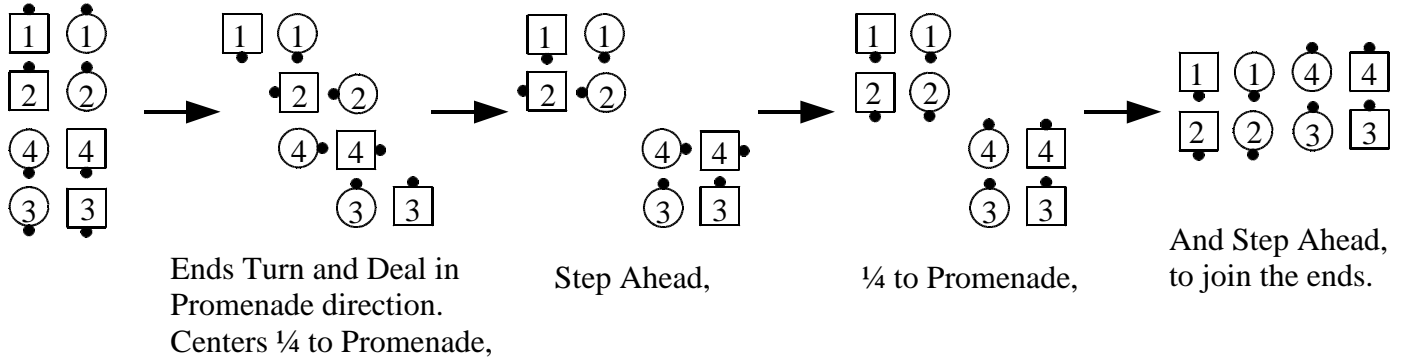
# Keith's Class by Keith Rubow

## Polly Wally

Welcome to Keith's Class. This month we will look at Polly Wally. There are some "cheats" for this call that must be avoided in order to dance it from unusual starting formations, or using some concepts.

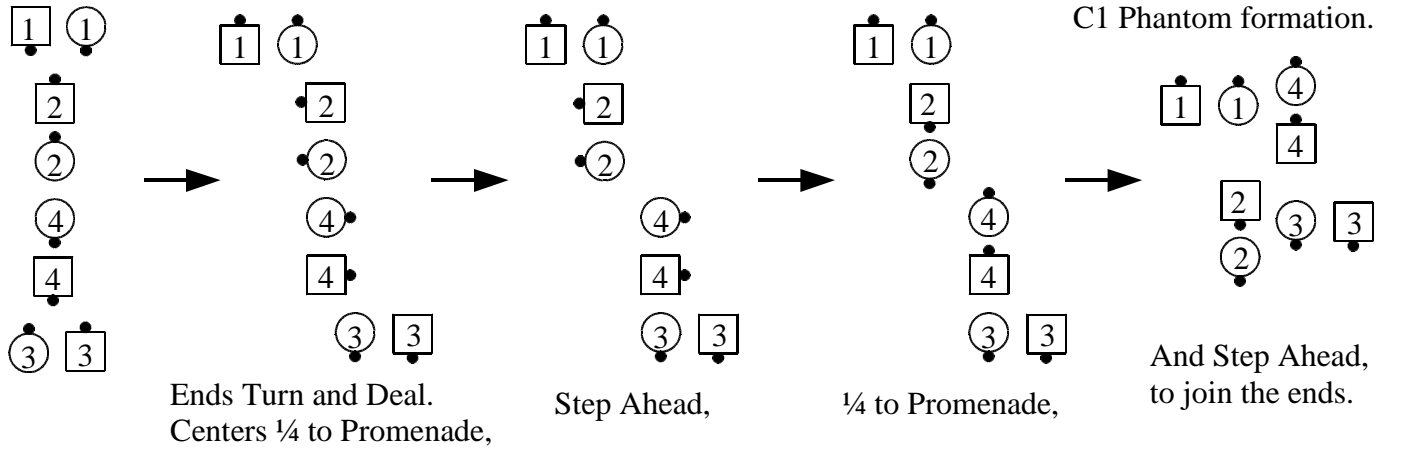
**DEFINITION:** Ends Turn and Deal in Promenade direction. Centers  $\frac{1}{4}$  to Promenade direction, Step Ahead,  $\frac{1}{4}$  to Promenade direction, and Step Ahead (to join the original ends). This call cannot be fractionalized, so the centers do not really have 4 parts, but the TURNS are very important!

### Polly Wally from completed DPT

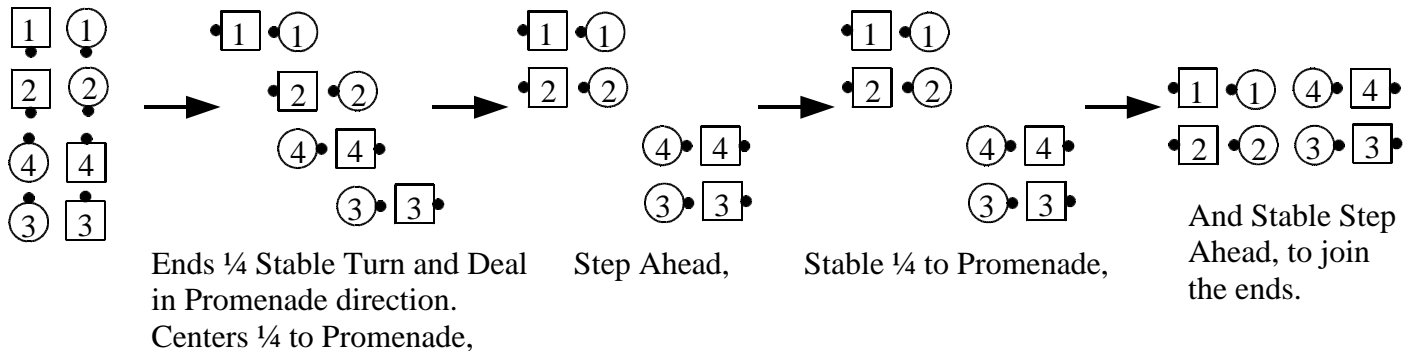


### Polly Wally from an "I"

(This is VERY UNUSUAL, but I have seen it called!)



### $\frac{1}{4}$ Stable Polly Wally from starting DPT



When the centers are facing, they normally dance this call as a veer right and couples extend (without turning). The two  $\frac{1}{4}$  turns should not be danced in a jerky turn-step-turn motion, but don't forget that the turns are there! This is very important when dancing this call with some concepts or from unusual starting formations.